

Project :
Type :
Drawn by :
Catalogue No. :
Date :



Specifications

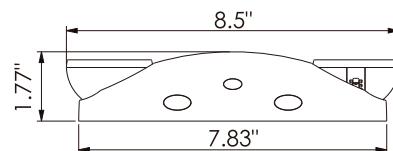
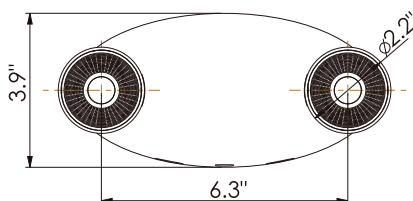
Model No.		BY-Z3125E
General	Input Watt	1W
	CCT	6500K
	Volts	AC120/347V
	CRI	>80
	Beam Angel	24 degree
	Hours Rated	50000 hours
	Dimension	7.83"x1.77"x3.9"
Electrical	Operating Frequency	60Hz
	Power Factor	>0.7
	Operating Temperature	0°C To 40°C
Physical	Lens Material	Plastic
	Housing Color	White
	Weight (Kg)	0.3
Additional Information	MAX. remote LOAD	No
	Warranty	5 years
Compliance	Safety Listing	cULus-Listed
	Location Rating	Damp
	Energy Star	No
	DLC Approved	No
	DLC ID	No

Features & Specifications

Construction	<ul style="list-style-type: none"> • Long lasting LEDs • Plastic Housing
Mounting	<ul style="list-style-type: none"> • Wall mounting
Performance Data	<ul style="list-style-type: none"> • 3.6V 900mAh Nickel Cadmium (NiCad) battery • Test switch and AC-On indicator • Backup Time:90mins
Compliances	<ul style="list-style-type: none"> • cULus certified for damp locations (CSA listed meets all requirement in C22.2 No.141-15,suitable for Canada market)

Dimensions & Weights

Model	BY-Z3125E
Length in.(cm)	7.83(19.8)
Width in.(cm)	1.77(4.5)
Height in.(cm)	3.9(10)
Weight(kg)	0.3



Product Details






Innovation & Quality

www.votatec.ca

Mini Dual Head Emergency Light

Accessories (Included)



Rating Table

Model No.	Input Ratings				Emergency Output Rating		Emergency Run Time	Recharge Time
	Vac	Hz	Amps (mA)	Watts	Vdc	Watts	Minutes	Hours
BY-Z3125E	120/347	60	100	1	3.6	1.6W LED Module	90	24



Data is based upon tests performed in a controlled environment. Actual performance can vary depending on operating conditions. All products are subject to change or may be discontinued any time without notice. Please contact your Votatec customer service representative to confirm inventory levels at time of order

