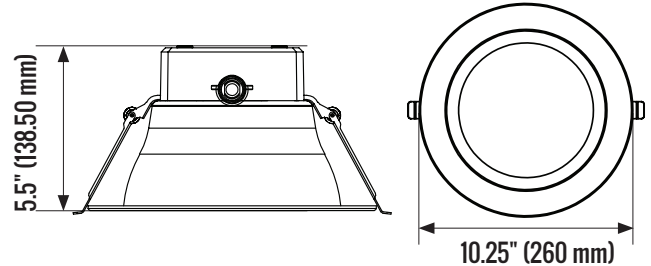


PRODUCT CODE: DLCLR8-M22W5CO-WH-FB
8 INCH LED COMMERCIAL RECESSED DOWNLIGHT/MULTI-WATTAGE/5CCT


PRODUCT DESCRIPTION

The new Etlin-Daniels DLCLR8-M22W5CO-WH-FB Commercial Recessed Downlight offers an all-in-one, simple to install and high performance solution for both new construction and retrofit applications.

Each LED fixture is available in 120-347V, and has a 3 level Multi-Wattage selector along with a 5CCT selector. The deep baffle design provides glare-free illumination with a 90° beam pattern - Wet Location Indoor rated with an IC rated, Airtight housing.

Available in white with snap-on trims in black and silver. White goof rings and pre-mounting plates are available for t-grid ceilings as well as stud / joist installations.

The new DLCLR-M series provides a perfect solution for retail, commercial and residential, hospitality, educational and healthcare applications. For further energy savings, take advantage of the available 0-10V Continuous Dimming.

FEATURES


- LED Indoor Light Source
- Wet Location Indoor Rated
- IC Rated with Airtight Housing
- 90 CRI
- 120-347V
- 90° Beam Pattern
- 3 Multi-Wattage Switching - 10W / 15W / 22W
- 5CCT - 2700K / 3000K / 3500K / 4000K / 5000K
- 0-10V Continuous Dimming
- Snap-On Black and Silver Trims
- Goof Rings and Pre-Mounting Plates Available
- 24" BX Cable Attached with Adaptor / Safety Clip Attached
- 5 Year Warranty
- Energy Star Certified

PRODUCT SPECIFICATIONS (OPTICAL DATA)

PRODUCT SPECIFICATIONS (ELECTRICAL DATA)

LED TYPE	LED QTY	MULTI-WATTAGE / SELETABLE COLOR TEMPERATURE / LUMENS	SYSTEM EFFICACY	BEAM ANGLE	CRI	SYSTEM EFFICIENCY	POWER EFFICIENCY	POWER FACTOR	HARMONIC DISTORTION
HONGLI 2835	58 CHIPS	10W - 2700K - 899LM / 3000K - 920LM / 3500K - 928LM / 4000K - 928LM / 5000K - 914LM	91.76 - 97.03 LM/W	90°	>90CRI	>0.82%	>85%	>0.90	25%
		15W - 2700K - 1363LM / 3000K - 1395LM / 3500K - 1429LM / 4000K - 1406LM / 5000K - 1365LM	88.97 - 96.00 LM/W						
		22W - 2700K - 1776LM / 3000K - 1872LM / 3500K - 1915LM / 4000K - 1931LM / 5000K - 1854LM	82.28 - 91.96 LM/W						

PRODUCT SPECIFICATIONS

VOLTAGE	POWER FREQ.	FIXTURE MATERIAL	LIFE SPAN	STORAGE TEMP	OPERATING TEMP	PRODUCT DIMENSIONS	CARTON SIZE	
120 - 347V	50/60HZ	ALUMINUM/ POLYCARBONATE LENS	>50,000 HOURS	- 20°C ~ +40°C - 4°F ~ +104°F	- 20°C ~ +40°C - 4°F ~ +104°F	Ø10.25 X 5.5 INCHES (260 X 138.5 MM)	10.6 X 10.6 X 6.1 INCHES (270 X 270 X 155MM)	

ADDITIONAL INFORMATION

INSTALLATION METHOD

RECESSED CEILING MOUNT

FIXTURE COLOR

WHITE WITH FROSTED LENS

CONTROL TYPE

0 - 10V CONTINUOUS DIMMING

PRODUCT CODE: DLCLR8-M22W5C0-WH-FB
8 INCH LED COMMERCIAL RECESSED DOWNLIGHT/MULTI-WATTAGE/5CCT


ENERGY STAR LISTING

ED Model Number	Technical Requirements Version	ENERGY STAR Unique ID	Listed Model Number	Category	Primary Use Designation
DLCLR8-M22W5C0-WH-FB	ES2.0	2631736	DLCLR8-M22W5C0-WH-FB	Indoor	Downlight Recessed

CERTIFICATIONS



CAN ICES-005 (B) / NMB-005 (B)

DRIVER / LED CHIP




ACCESSORIES


 SNAP-ON TRIM 8", BLACK
PART# DLCLTM8-BL
SNAP-ON TRIM 8" SILVER
PART# DLCLTM8-SI

 GOOF RING, WHITE
OVERALL DIA. 12 1/2"
PART# DLCLGR8-WH

 PRE-MOUNTING PLATE -
T-GRID CEILING FOR
DLCLR4, DLCLR6 AND DLCLR8


PART NO#: DLCLRMP-TG

 PRE-MOUNTING PLATE -
STUD / JOIST CEILING FOR
DLCLR4, DLCLR6 AND DLCLR8


PART NO#: DLCLRMP-SJ

ORDERING INFORMATION - DLCLR SERIES

SERIES	SHAPE	SIZE	WATTAGE	VOLTAGE	COLOR TEMPERATURE	DIMMABLE	COLOR	LENS
E.G. DLCL	R	8	M22	W	5C	0	WH	FB
DLCL - COMMERCIAL	R - ROUND	8 - 8"	10 - 10W	W - 120 - 347V	5C - CHANGEABLE	0 - 10V CONTINUOUS	WH - WHITE	FB - FROSTED LENS
DOWNLIGHT			15 - 15W		2700K, 3000K, 3500K,	DIMMING		AND BAFFLE
			22 - 22W		4000K, 5000K			

IF PRE-MOUNTING PLATE IS REQUIRED FOR NEW CONSTRUCTION PROJECTS, PLEASE QUOTE: PART NO#: DLCLRMP-TG OR DLCLRMP-SJ WHEN ORDERING.

Head Office - 1850 Wilson Ave. · Toronto, ON · M9M 1A1 · Tel: 416.741.7336 · Fax: 416.741.9104

Toll Free: in Canada. 1.800.661.9610 · in USA. 1.888.762.5384 (SOCKETS4U)

www.etlin-daniels.com · For sales/service questions - sales@etlin.com